

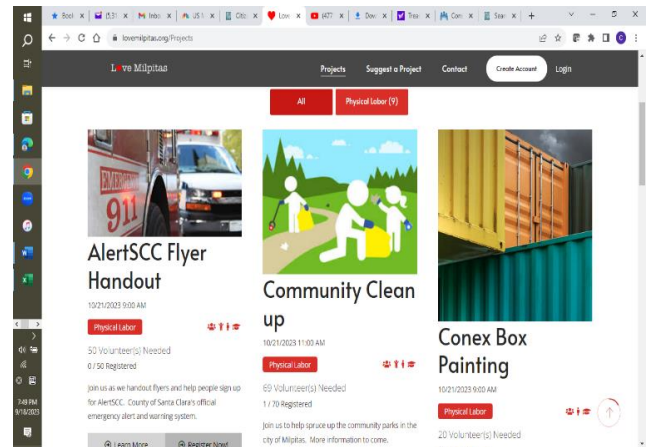
Love Milpitas 등록 하는 방법, Register for a project for Volunteer Day

A. Open the website: <https://lovemilpitas.org/> 웹사이트를 엽니다

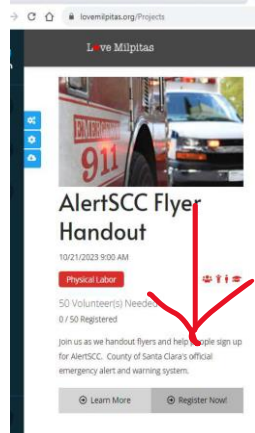


B. Click on "Projects" at the top and a new page will show with eight (8) projects: 화면 상단의 "Projects"를 클릭하면 새 페이지가 뜨며 8개 프로젝트 정보가 있습니다.

1. AlertSCC Flyer Handout from Fire Department
2. Community Park Clean up
3. Conex Emergency Container Painting
4. Curtner Elementary school Garden Clean Up
5. Little Free Book Exchange Library Stand
6. Playground Beautification at a Pre School
7. Wall Painting at Curtner Elementary school
8. Wall Painting at Randall Elementary school



C. Choose the project you want to register by clicking on "Register Now" button. 등록하려는 프로젝트를 선택하고 "Register Now" 버튼을 클릭합니다.



Register and Get a Love Milpitas Shirt

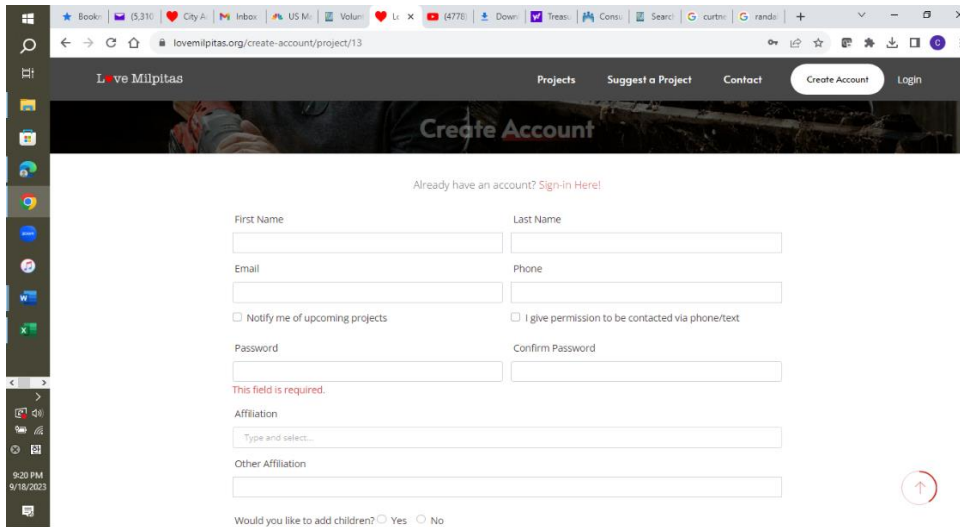


D. Clicking the Register Now button will display the create account page. Fill in the remaining fields, and when finished, press the Submit button at the bottom to proceed to the Liability Release Form.

* Please do not check "I give permission...".

'Register Now' 버튼을 클릭하면 'Create Account' 페이지가 열립니다. 나머지 필드를 작성한 후 하단의 'Submit' 버튼을 눌러 Liability Release Form 으로 진행하세요.

* I give permission... 는 선택하지 마세요.



E. Review the Release form, check the "Agree" box, and complete the process by clicking "Confirm Registration" at the bottom.

Liability Release Form 을 검토하고 "Agree" 박스에 체크한 후 하단의 "Confirm Registration"을 클릭하여 프로세스를 완료하세요.

